

Scaled data based on original data using  
LM-79-08 Approved Method: Electrical and Photometric Measurements of Solid-  
State Lighting Products

Test Report Prepared for  
Cooper Lighting Solutions  
(formerly Eaton)

Brand: McGRAW-EDISON

Report Number: P385810

Luminaire Tested: **GWC-SA1B-827-U-T3-HSS**

Issue Date: 3/3/2020

**Test Information**

Test Method: LM-79-08  
Report Number: P385810  
TEST IS SCALED FROM IESNA LM-79-08 TEST DATA (G2-1903-205-15)  
Test Lab: INNOVATION CENTER  
Issue Date: 3/3/2020  
Manufacturer: COOPER LIGHTING SOLUTIONS (FORMERLY EATON)  
Product Line: MCGRAW-EDISON  
Catalog Number: GWC-SA1B-827-U-T3-HSS  
Description: GALLEON WALL LUMINAIRE  
(1) 80 CRI, 2700K, 800mA LIGHTSQUARE WITH 16 LEDS AND TYPE III OPTICS  
WITH HOUSE SIDE SHIELD  
Light Source: -  
Ballast/Driver: ELECTRONIC DRIVER

**Summary**

Lumens per Lamp: N/A  
Luminaire Lumens: 3270 lumens  
Efficiency: N/A  
Efficacy: 74.3 lumens/watt  
Luminous Opening: Rectangular (W 0.5' x L: 0.5' x H: 0')  
IES Classification: Type III - Short  
BUG Rating: B1 - U0 - G1

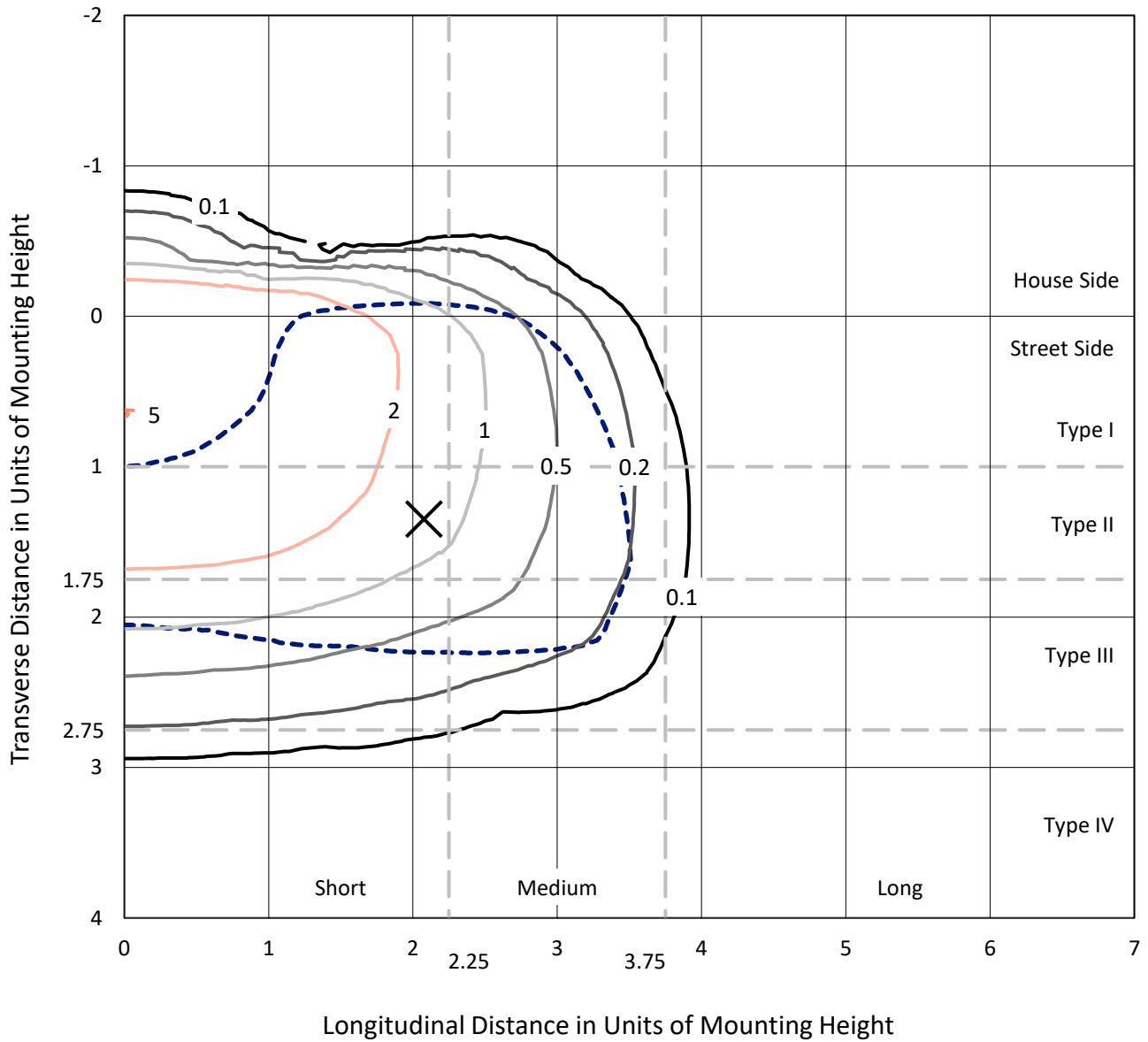
Input Watts (W): 44  
Input Voltage (V): NR  
Input Current (Ain): NR  
Voltage Rise (V): NR  
Power Factor: NR  
Total Harmonic Distortion (THDi): NR  
Frequency (hertz): 60  
Stabilization Time: NR  
Operation Time: NR  
Ambient Temperature (°C): NR  
Test Distance: 24 FT



REPORT NUMBER: P385810  
 CATALOG NUMBER: GWC-SA1B-827-U-T3-HSS

### Iso-Footcandle Lines of Horizontal Illumination

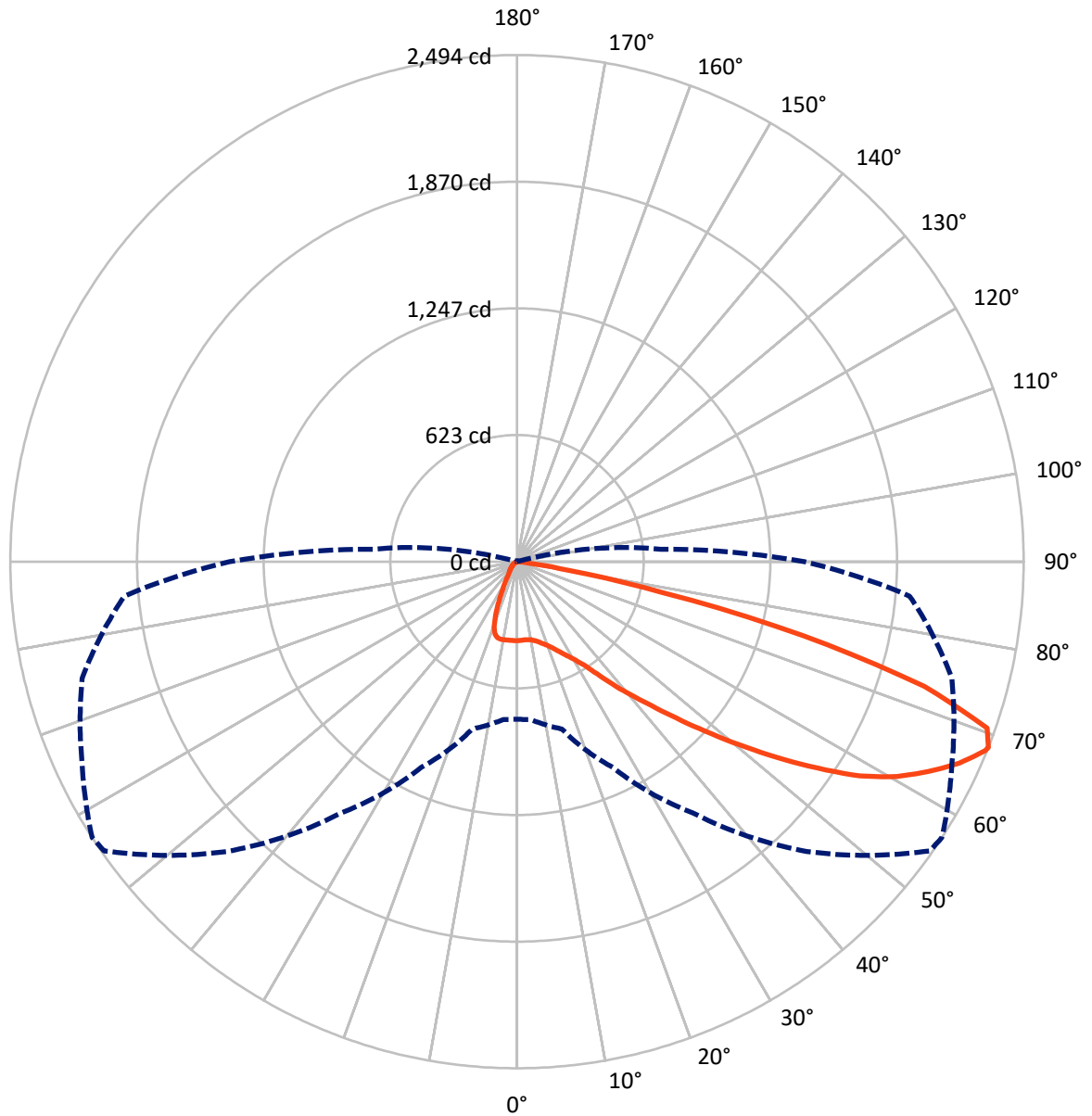
✕ Max cd  
 - - - 1/2 Max cd



Based on 10 foot mounting height. Maximum calculated value = 5 fc  
 Type III - Short - N/A

REPORT NUMBER: P385810  
CATALOG NUMBER: GWC-SA1B-827-U-T3-HSS

### Luminous Intensity Polar Plot



— Vertical Plane Through 57-Deg Lateral    - - - Horizontal Cone Through 68-Deg Vertical

REPORT NUMBER: P385810

CATALOG NUMBER: GWC-SA1B-827-U-T3-HSS

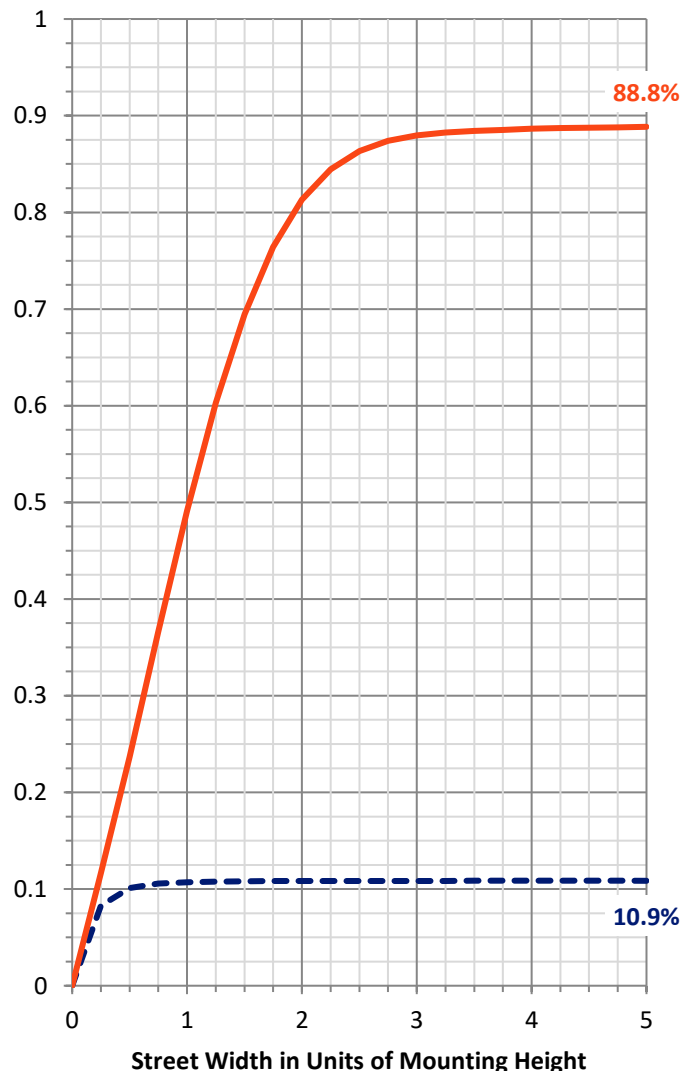
**FLUX DISTRIBUTION:**

		Downward	Upward	Total
<b>House Side</b>	Lumens	358.6	0.0	358.6
	% Fixture	11.0	0.0	11.0
<b>Street Side</b>	Lumens	2911.4	0.0	2911.4
	% Fixture	89.0	0.0	89.0
<b>Total</b>	Lumens	3270.0	0.0	3270.0
	% Fixture	100.0	0.0	100.0

**Coefficient of Utilization**

**ZONAL LUMENS:**

Zone	Lumens	% Fixture
0°-10°	36.4	1.1
10°-20°	100.8	3.1
20°-30°	173.8	5.3
30°-40°	300.0	9.2
40°-50°	513.2	15.7
50°-60°	821.1	25.1
60°-70°	948.7	29.0
70°-80°	362.5	11.1
80°-90°	13.6	0.4
90°-100°	0.0	0.0
100°-110°	0.0	0.0
110°-120°	0.0	0.0
120°-130°	0.0	0.0
130°-140°	0.0	0.0
140°-150°	0.0	0.0
150°-160°	0.0	0.0
160°-170°	0.0	0.0
170°-180°	0.0	0.0
0°-90°	3270.0	100.0
0°-180°	3270.0	100.0



REPORT NUMBER: P385810

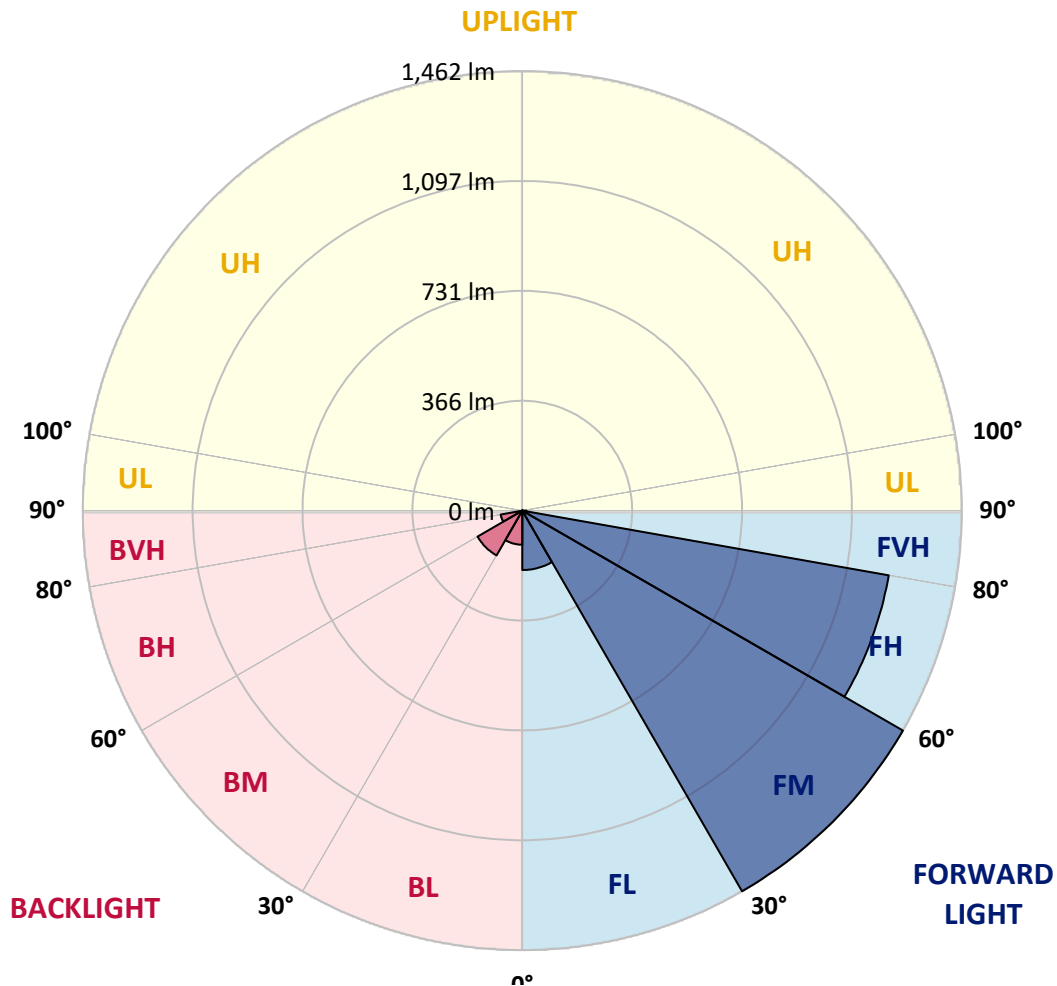
CATALOG NUMBER: GWC-SA1B-827-U-T3-HSS

**LUMINAIRE CLASSIFICATION SYSTEM LUMEN TABLE AND BUG RATING:**

Zone	Lumens	% Fixture	Zone Rating/Lumen Limit		
			B	U	G
FL (0°-30°)	197.6	6.0			
FM (30°-60°)	1462.3	44.7			
FH (60°-80°)	1238.1	37.9			G1/1800
FVH (80°-90°)	13.3	0.4			G1/100
BL (0°-30°)	113.3	3.5	B1/500		
BM (30°-60°)	172.0	5.3	B0/220		
BH (60°-80°)	73.0	2.2	B0/110		G0/110
BVH (80°-90°)	0.2	0.0			G0/10
UL (90°-100°)	0.0	0.0		U0/0	
UH (100°-180°)	0.0	0.0		U0/0	

**BUG Rating: B1-U0-G1**

Type III Short





REPORT NUMBER: P385810

CATALOG NUMBER: GWC-SA1B-827-U-T3-HSS

**CANDELA DISTRIBUTION (FULL):**

	0°	5°	15°	25°	35°	45°	55°	57°	65°	75°	85°
0°	388.6	388.6	388.6	388.6	388.6	388.6	388.6	388.6	388.6	388.6	388.6
2.5°	379.4	381.1	382.4	383.2	384.1	386.1	386.7	387.6	388.1	388.1	389.2
5°	364.4	366.3	368.9	371.1	375.4	381.0	385.0	386.6	389.3	391.8	393.2
7.5°	350.5	352.7	355.8	360.9	368.3	377.3	385.6	387.8	393.2	398.5	401.1
10°	341.6	343.3	347.3	354.5	364.3	376.8	388.6	391.2	400.5	409.3	414.2
12.5°	338.5	340.0	344.2	352.4	364.4	379.1	395.4	399.2	412.8	425.7	432.6
15°	342.9	343.3	347.7	355.5	367.4	384.9	406.7	411.3	428.5	445.2	453.8
17.5°	360.3	358.9	361.2	364.6	374.0	392.4	418.6	425.5	448.4	468.0	476.2
20°	403.6	403.6	398.3	389.0	389.2	404.2	434.6	442.5	470.5	493.2	500.7
22.5°	477.6	476.2	465.7	443.0	422.1	424.4	454.3	464.5	497.1	521.4	523.9
25°	566.7	565.0	548.7	516.7	480.6	457.2	480.9	492.6	528.8	550.3	545.2
27.5°	661.0	659.6	643.5	603.8	552.3	509.5	512.6	523.7	561.1	582.3	566.1
30°	752.4	752.8	736.9	696.1	637.8	576.1	552.8	559.3	592.5	614.0	590.8
32.5°	839.3	839.9	826.1	780.5	726.1	653.6	608.4	606.7	629.0	650.2	623.6
35°	916.7	918.3	908.9	873.5	815.8	739.9	680.6	676.6	680.8	704.8	673.8
37.5°	991.4	992.4	985.2	955.4	907.2	834.6	771.9	766.1	757.2	775.6	740.2
40°	1073.2	1070.9	1062.7	1035.7	994.2	939.3	869.9	860.0	844.4	860.8	827.4
42.5°	1149.3	1146.7	1148.1	1117.4	1082.5	1046.9	984.2	967.2	958.0	976.9	934.4
45°	1244.4	1243.0	1247.6	1221.0	1192.7	1166.9	1115.1	1096.6	1092.6	1114.7	1063.8
47.5°	1338.2	1341.6	1356.0	1344.7	1333.3	1310.6	1253.8	1245.5	1247.9	1274.7	1200.3
50°	1416.5	1420.5	1459.9	1472.9	1489.5	1476.2	1419.3	1414.2	1423.9	1448.0	1347.2
52.5°	1473.1	1481.3	1530.3	1590.1	1650.4	1659.4	1602.6	1598.0	1611.1	1614.9	1460.7
55°	1512.3	1519.6	1575.1	1684.6	1807.4	1846.0	1810.8	1792.8	1790.4	1753.7	1580.1
57.5°	1519.3	1518.5	1598.3	1745.7	1930.4	2030.2	2007.9	1990.3	1939.6	1882.0	1716.9
60°	1480.0	1484.5	1577.1	1766.9	2007.8	2169.5	2171.2	2148.3	2069.3	2006.8	1849.6
62.5°	1359.1	1377.4	1470.9	1711.3	2006.8	2225.6	2290.9	2273.4	2178.9	2109.0	1984.1
65°	1163.1	1169.6	1258.8	1521.2	1871.2	2202.1	2398.6	2392.1	2277.7	2208.3	2053.2
67.5°	849.3	835.3	929.0	1197.8	1584.2	2065.1	2475.9	2484.1	2353.9	2228.7	1979.6
68°	775.1	779.3	852.3	1117.9	1509.1	2016.7	2481.0	2493.6	2361.5	2215.4	1939.4
70°	462.0	470.0	535.1	769.7	1148.1	1742.9	2426.0	2454.6	2316.4	2078.3	1677.5
72.5°	118.0	127.6	189.1	344.5	655.7	1228.0	2048.0	2096.3	2011.2	1686.0	1132.4
75°	48.6	51.0	67.6	113.5	244.3	553.2	1349.8	1453.4	1394.2	1009.4	511.8
77.5°	33.6	35.3	43.4	62.9	105.8	187.6	661.8	736.6	663.6	344.5	111.6
80°	24.1	25.5	31.1	41.9	60.8	67.0	215.7	249.4	198.1	75.6	27.7
82.5°	14.4	15.5	23.2	29.8	37.0	32.0	53.7	60.9	57.4	37.6	12.4
85°	7.1	8.3	15.6	21.3	19.9	13.5	16.4	18.2	22.6	22.9	6.6
87.5°	0.5	0.9	9.1	12.8	5.6	3.1	4.8	5.9	8.0	11.3	2.8
90°	0.0	0.0	0.0	0.0	0.0	0.0	0.0	0.0	0.0	0.0	0.0



REPORT NUMBER: P385810  
 CATALOG NUMBER: GWC-SA1B-827-U-T3-HSS

**CANDELA DISTRIBUTION (continued):**

	90°	95°	105°	115°	125°	135°	145°	155°	165°	175°	180°
0°	388.6	388.6	388.6	388.6	388.6	388.6	388.6	388.6	388.6	388.6	388.6
2.5°	389.6	389.8	388.7	388.3	388.6	386.7	385.9	386.2	386.2	386.7	385.9
5°	393.5	393.5	391.7	389.2	387.8	384.2	381.9	381.3	380.8	380.5	379.9
7.5°	401.9	400.9	397.7	392.3	387.6	379.9	374.0	370.9	369.4	368.8	368.3
10°	415.3	413.6	408.2	398.1	387.5	373.7	360.9	351.8	344.2	341.1	339.2
12.5°	433.4	430.9	421.8	405.1	386.4	361.0	333.2	306.5	281.6	271.4	266.3
15°	454.3	450.7	436.3	411.0	380.1	332.4	272.0	225.1	190.6	177.7	172.1
17.5°	475.5	470.8	449.0	414.7	361.0	273.2	190.8	144.1	121.1	114.9	112.7
20°	496.8	490.0	460.0	411.9	318.1	197.0	125.9	105.3	98.6	96.8	96.2
22.5°	517.1	506.5	469.9	401.1	251.9	132.2	99.6	93.1	90.9	89.8	89.5
25°	534.7	520.0	478.6	367.7	178.3	99.9	89.7	87.5	84.7	82.7	82.9
27.5°	551.2	533.4	483.8	312.6	118.9	85.4	83.0	80.1	75.0	72.1	72.1
30°	571.2	551.4	487.7	240.6	87.5	75.5	73.6	69.1	62.2	58.3	58.3
32.5°	601.2	578.6	485.2	168.8	72.5	66.3	62.0	55.8	48.2	44.5	44.4
35°	647.1	620.6	467.6	110.7	64.0	57.7	50.7	43.1	36.5	33.4	33.2
37.5°	708.9	676.9	428.0	79.2	57.4	49.6	41.3	32.9	28.0	26.0	25.8
40°	789.2	742.3	371.4	64.2	51.2	41.9	31.9	25.5	22.1	20.6	20.7
42.5°	885.5	812.4	303.5	55.4	45.1	34.5	24.9	20.1	17.9	16.9	16.5
45°	992.5	881.5	232.4	49.3	39.1	27.8	19.5	15.9	14.2	13.6	13.6
47.5°	1110.2	948.8	170.1	44.1	32.6	21.5	15.6	13.0	11.6	11.1	11.0
50°	1217.0	995.4	122.6	38.5	26.7	17.0	12.7	10.8	9.9	9.3	9.3
52.5°	1306.1	1010.1	90.3	32.5	21.6	13.6	10.5	9.3	8.3	7.9	7.9
55°	1384.5	1004.1	67.1	26.7	17.5	11.1	9.0	7.9	7.1	6.6	6.6
57.5°	1459.6	984.6	50.1	21.8	14.1	9.0	7.6	6.6	5.9	5.6	5.6
60°	1521.0	952.2	37.3	17.6	11.3	7.3	6.3	5.4	4.8	4.3	4.3
62.5°	1570.8	916.3	27.4	14.5	9.0	5.7	4.9	4.5	3.6	3.1	3.1
65°	1571.1	856.8	20.6	12.1	7.0	4.5	3.7	3.6	2.3	1.9	1.7
67.5°	1457.5	738.6	15.8	10.4	5.4	3.4	2.8	2.9	1.2	0.8	0.6
68°	1416.2	708.6	14.8	10.2	5.1	3.2	2.6	2.9	1.1	0.6	0.5
70°	1194.0	563.7	11.9	9.9	4.5	2.5	2.2	2.9	0.9	0.5	0.3
72.5°	763.7	327.2	8.8	7.9	3.4	1.9	1.4	2.6	0.9	0.3	0.2
75°	325.0	101.4	6.0	5.6	2.0	1.4	0.9	1.7	0.6	0.2	0.0
77.5°	68.5	22.9	3.6	3.4	1.4	0.9	0.6	0.5	0.2	0.0	0.0
80°	17.6	6.6	1.9	1.7	0.8	0.5	0.3	0.0	0.0	0.0	0.0
82.5°	5.6	2.6	1.1	0.8	0.3	0.0	0.0	0.0	0.0	0.0	0.0
85°	2.8	1.5	0.6	0.3	0.0	0.0	0.0	0.0	0.0	0.0	0.0
87.5°	1.5	0.5	0.2	0.0	0.0	0.0	0.0	0.0	0.0	0.0	0.0
90°	0.0	0.0	0.0	0.0	0.0	0.0	0.0	0.0	0.0	0.0	0.0



Signify Classified - Internal  
Cooper Lighting Solutions Photometric Lab  
1121 Highway 74 South  
Peachtree City, GA 30269

Scaled Data Report



Report Generated By 670245982

Signify Classified - Internal  
Cooper Lighting Solutions Photometric Lab  
1121 Highway 74 South  
Peachtree City, GA 30269

Scaled Data Report



Signify Classified - Internal  
Cooper Lighting Solutions Photometric Lab  
1121 Highway 74 South  
Peachtree City, GA 30269

Scaled Data Report



Signify Classified - Internal  
Cooper Lighting Solutions Photometric Lab  
1121 Highway 74 South  
Peachtree City, GA 30269

Scaled Data Report





--- HS — SS

Signify Classified - Internal  
Cooper Lighting Solutions Photometric Lab  
1121 Highway 74 South  
Peachtree City, GA 30269

Scaled Data Report



u

Signify Classified - Internal  
Cooper Lighting Solutions Photometric Lab  
1121 Highway 74 South  
Peachtree City, GA 30269

Scaled Data Report



Signify Classified - Internal  
Cooper Lighting Solutions Photometric Lab  
1121 Highway 74 South  
Peachtree City, GA 30269

Scaled Data Report



(END OF REPORT)